

ST MARY'S NEWS

St Mary's Catholic Primary School and Nursey, Southam | October 23rd 2020



FROM THE HEAD



Dear Parents & Carers,

This week at St. Mary's we have had a very exciting time. We have enjoyed the diverse ways in which children have approached their Learning Log topics. Skylarks responded to 'Trust me, I am an inventor' - and two amazing projects saw their owners rewarded with gold tokens for their houses. Kingfishers completed work on *Evacuees* and some very realistic models of gas masks arrived in school. Goldfinches presented their work on *Favourite Traditional Tales*; into class came some great models, collages and story writing. Thank you to all our families for supporting their children collaboratively with this learning.

On Tuesday morning, we had a gentleman come into make a video of our children learning and the environment in school. This will be on our website shortly; it will be great for new parents to the school, but also for present parents to get a feel for how the school is looking display-wise and the enjoyment the children are experiencing when learning. You won't be surprised to hear that the children loved being filmed and had natural star quality! We will let you know when it can be first viewed.

We thank Mr O'Meara for fixing our pond this week and look forward to resuming Forest School after Half Term.

Mrs Price

What's New

It was a busy week this week with our video filming, Rosary Group Meeting with Fr Arul, School Photos and a Pebble Blessing Mass - it's a good thing we have a week off next week to rest!

Following their photos, children will have come home with a card detailing how to log on to the photographer's website. The photos will be uploaded in a few days - if you create an account first, you'll get an email to notify you when the photos are ready. If you don't have internet access - or need a prompt - traditional proof cards will be available after the Half Term break.

Thank you to the parents who have returned their GDPR forms and, where appropriate, medical forms. Please keep these coming in as it's vital we have accurate details for your children.

The beautiful altar prepared by our Rosary Group



We hope you all have a relaxing and restful week off, ready to return on Monday 2nd. Please ensure you are familiar with and adhere to the latest government guidelines. Please contact the school office by email should you or one of your family develop coronavirus symptoms requiring a test over the half term break - we will check the account regularly. A polite reminder that face coverings should be worn for drop off and collection both from school and Breakfast & After School Club.

Ps. Please check your child has labelled wellies that fit so they can take part in Forest School/play on the field.

THIS WEEK WE'VE BEEN...

ROBINS A big thank you to Mrs Fairholm for the beautiful plants for class!

This week, Robins have been doing further learning about their nursery rhymes topic. Alongside this, we have been incorporating some Autumn activities. We have collected lots of Autumn leaves and have sorted them into piles according to their size. This Friday we have launched our 'Funky Friday' activities where we are developing our fine motor strength. As part of this, we chopped potatoes and carrots to make an Autumn soup!

KINGFISHERS

What a busy term it's been! I have loved reuniting with the Kingfishers this week and have especially enjoyed listening to you share your Learning Logs. The time, effort and commitment that went into each one has really shone through and each was so different! Well done to all who completed their task. The Daily Mile has also been a highlight to my week - running stamina is steadily improving! Have a lovely half term Kingfishers!

GOLDFINCHES

This week Goldfinches have been writing all about the Elves and the Shoemaker story. In maths they have been learning number bonds to 10 and 100. In topic we have been learning about how to stay safe around fireworks in time for Bonfire night and the children have made some beautiful safety posters.

SKYLARKS

COLORADO CRITTERS

Skylarks got creative this week in their Design and Technology lesson, crafting paper automata inspired by the treasured mechanical automaton, deftly repaired by Hugo Cabret. They traced, cut, folded, scored and created their bears, wolves, snow foxes and deer. I'm sure you'll agree their creations are fantastic!



Something to make you smile; What do you call a deer with no eyes? *No i-dear!* Happy Half Term!

A FOND FAREWELL:

GOOD LUCK MRS HALL:

The children have made beautiful cards; enjoy your maternity leave and we look forward to meeting your new arrival very soon.

A NOTE FROM OUR CARETAKER:

Dear Children and Parents

I started as Caretaker at St Mary's Catholic Primary School in September 2018. My time here has been very rewarding, the staff, children and parents have always made me feel welcomed. Over the last 7 months, my wife has been undergoing tests, diagnosis and operations, but has now been diagnosed with a terminal condition. After deliberation and prayer, we have come to a decision, my wife and myself would like to spend more time with our children and grandchildren. With deep regret, I have now handed in my resignation and will finish at St Mary's on the 13th

November. To every child and parent, I send all my love and best wishes, I shall miss you all so much.

Mr Tim.

BIG SHOES TO FILL: If you, or someone you know would like to apply to be our new Caretaker, the closing date is 9th November. Find out more and how to apply here: <https://www.wmjobs.co.uk/job/84051/caretaker/>

STARS OF THE WEEK

- Robins – Finnley
- Goldfinches – Maggie
- Kingfishers - Jessica
- Skylarks - Seth

HEAD TEACHER'S AWARD

- Olivia for positive learning & focus
- + Elena for planning & teaching a lesson

SECONDARY SCHOOL PLACES & THE 11+


The below website has all the info to apply for Year 7 entry in September 2021 – the deadline is October 31st <https://www.warwickshire.gov.uk/applying-secondary-school-place> From this page you can also access 11+ information – the test will shortly take place for those who have already applied. (If you are isolating or displaying COVID symptoms, you must not attend.) Late candidates can contact elevenplus@warwickshire.gov.uk to apply to sit the test later.

ROCK HERO

1 Cerys Mae Donovan 0.95 Year 6

ROCK LEGENDS

- 2 Luiza Ciobanu 1.17 Year 6
- 3 Elena Raiseborough 1.18 Year 5
- 4 Logan Crowther 1.32 Year 4
- 5 Jacob Meredith 1.36 Year 5
- 6 Ada Sztuka 1.50 Year 5
- 7 Maisie McCormick 1.57 Year 6
- 8 Lily-Mae Shaw 1.61 Year 6
- 9 Scarlett Forgan 1.82 Year 6
- 10 Lydia Reeves 1.87 Year 5



A LEAGUE OF THEIR OWN

Did you know the speed at which you complete the questions in TTRS gets you different rock statuses? You start off as a New Artist, and with a little practice can soon progress to Breakthrough Artist, Gigger and beyond. This week's top ten consists of 9 Rock Legends and one sub 1-minute Rock Hero! Well done all.

DIARY DATES

October 26 – 30
Half Term

Saturday, October 31
Deadline for applying to secondary school
See online diary listing for links

Monday to Friday
2 - 6 November

Playground Poppy Sale
Please bring your pennies to buy child-friendly British Legion poppy products (sold per bubble at playtime)

Thursday, November 12
Kingfishers Class Mass
(Sorry no parents)

Friday, November 27
Inset Day

Monday, November 30
St Andrew's Day – FOR ALL: Wear a blue or tartan item with your uniform

MORE DATES COMING SOON and lots of fun planned from the Friends of St Mary's (FOSM) Follow them on Facebook here: www.facebook.com/FOSMSoutham

DATES MAY BE SUBJECT TO CHANGE More events and details online at: <https://stmaryssoutham.org.uk/events/>

ASK ME ABOUT... My First Half Term

It's flown by, but Half Term is finally upon us – ask your child about their best & worst bits, what they're most proud of, what the weirdest thing they learned is, or what surprised them most; you're sure to hear some interesting answers!

HOUSE POINTS

- St George 80
- St Andrew 57
- St Patrick 52
- St David 47

Well done St George – it's the first time the newsletter header has been red this year and it's a landslide victory!



CELEBRATING 25 YEARS OF SERVICE

CONGRATULATIONS!

Mrs Reeves, our Goldfinches TA, Midday supervisor and Breakfast Club stalwart, is celebrating a milestone Anniversary, 25 Years working in education – all of them here with us at St Mary's!

A former pupil herself, her children and grandchildren have all been pupils at our school. On behalf of staff and pupils:

Thank You!



CHURCH COMMUNITY

PEBBLES AND BEADS This week we've had two lovely services with Father Arul; Pebble Blessings for Reception and our Rosary Group meeting for Key Stage 2 pupils.





LEARNING LOGS – By the Students...

MY MUSICAL CIRCUIT BOARD GAME

I made this with my Grandad. He has lots of tools and is a plumber. We talked about the idea in my head. I did not know how or when I was going to make this. I knew I wanted it to be electrical and a game. First of all, we found a piece of wood and two old wired coat hangers, a metal ring, copper pipe, some wire, white oscillators, a doorbell and a switch. We bent the coat hangers and bolted them together, the doorbell was glued to the board, and the positive wire from the doorbell was soldered onto the copper ring. The negative wire was soldered to the bent coat hangers. The circuit is connected when the ring touches the coat hangers. The switch stops it going on and off all the time.

How to play:

1. Turn the switch on.
2. You start by the switch and try to make it to the other side without the fitting touching the coat hangers.
3. If it plays a really long tune you have touched the wire which means you are out.

By Jacob Y5



MY LESSON ON CONDUCTORS AND INSULATORS

Firstly, I searched my house for wires. Then, I made an electrical circuit with a light bulb at my Grandma's house. After that, I went to my Grandma's arts and crafts box and took out different materials, such as a wooden lolly stick, some foil, a metal pin and chalk. Then I carried out an investigation to test each material in my circuit and see whether they were insulators or conductors. I brought my experiment to school and presented it to the class in a Science lesson. I asked the class to predict whether each material was a conductor or an insulator. Then we tested in the circuit to see if the light bulb lit up. If it did, the material was a conductor!

By Elena Y5




MY RESEARCH INTO AUTOMATONS

In a museum in the old Swiss town of Neuchatel there are three mechanical children. They sit at a small table and one of them writes with a quill pen. The automaton only writes something up to 40 letters but spells every little thing right. The other one draws and blows out the pencil dust once she has finished her picture. The last automaton plays piano and touches all the keys and plays a nice tune.


My Grandma's husband had a museum in Ashorne Hall called the Nickelodeon and in it he had some automatons. I showed the class some clips online of the amazing automatons he had and I brought in some postcards showing these wonderful, self-operating machines!

By Florence Y5



HELLO STRANGER!

It was lovely to welcome former student Matilda O'Connor into a socially-distanced meeting in the school hall after hours this week. Matilda popped in to say hi to all her old teachers, return some errant library books and donate some of her own old books to our library. She looked-super smart and grown up in her new secondary school uniform!



THINGS ARE HOTTING UP IN THE KITCHEN!

We're pleased to announce that when we come back in November, there will be a hot potato option (plus ketchup) every day with our hot deli bags, as well as the continuation of our daily cold deli bag and Jacket Potato options. Thank you to Educaterers for changing the menu for us. New menus will be posted on the website soon.