

Progress in reading, writing and maths

Reading

Number of pupils = 16

Pupils with adjusted scores = 0

Average 0.68

Confidence interval
-2.4 to 3.8

Writing

Number of pupils = 16

Pupils with adjusted scores = 0

Average 1.53

Confidence interval
-1.4 to 4.5

Maths

Number of pupils = 16

Pupils with adjusted scores = 0

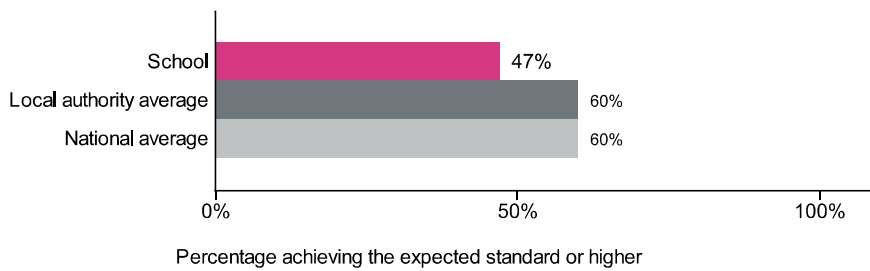
Average 0.78

Confidence interval
-2.1 to 3.7

Reading, writing and maths combined

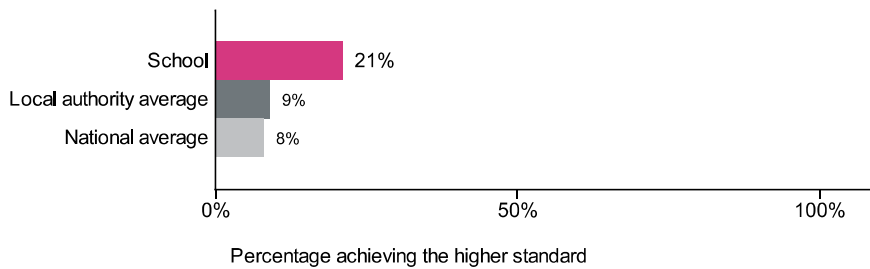
Percentage of pupils achieving the expected standard or higher

Number of pupils = 19



Percentage of pupils achieving the higher standard

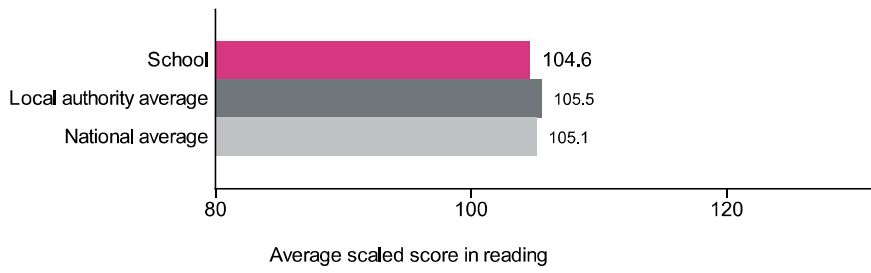
Number of pupils = 19



Average scaled score in:

Reading

Number of pupils = 19



Maths

Number of pupils = 19

